
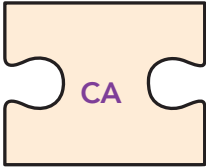
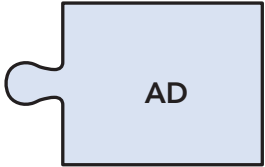

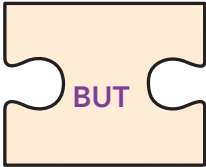
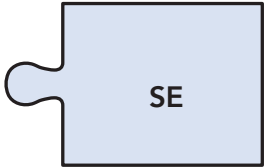

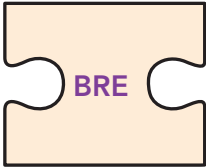
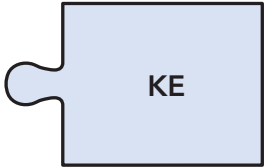

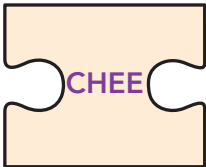
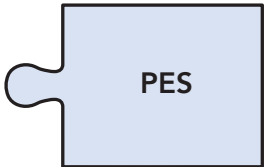

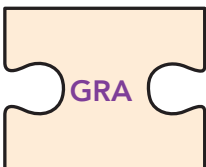
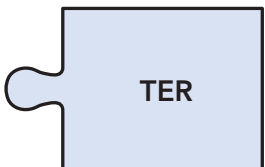


WORKSHEET 5 - DELICIOUS MEALS!

1. Match the pieces puzzles.

| | | | |
|----------|---|---|---|
| 1 |  |  |  |
| 2 |  |  |  |
| 3 |  |  |  |
| 4 |  |  |  |
| 5 |  |  |  |







2. Look at the pictures and complete the table.

| Fruit | Vegetables | Drinks |
|----------------|----------------|----------------|
| | | |







3. Look at the table and complete the sentences using the words in the box.

likes – doesn't like

| | | | |
|--|---|---|---|
| |  |  |  |
|  | ✓ | ✗ | ✓ |
|  | ✗ | ✓ | ✓ |
|  | ✓ | ✓ | ✗ |

- Alex flan and ice cream but, he fruit salad.
- Meg flan, but she fruit salad and ice cream.
- David flan and fruit salad, but he ice cream.


4. Look and write.



- Can I have please?
-
-
-

5. Put the directions in order.

Fruit Salad



Directions

- Serve with yogurt or cream.
- Add the orange juice.
- Cut the fruit into small pieces.
- Mix all the ingredients.