

1 Surprise!



"Each of you should use whatever gift you have received to serve others, as faithful stewards of God's grace in its various forms." (1 Peter 4:10)



1. Listen to the dialogue and answer.

Whose birthday is it?

a. 


Peter: Hi, Camille! It's nice to see you!
Camille: Hi, I'm happy to start a new school year.
Peter: That's true, and I'm excited to meet new friends.

b. 

MENU A
Rice with lentils and salad.
Ice cream.

MENU B
Cheese sandwich with chips and apple.

Joe: Guys, I'm hungry. What's on the menu?
Camille: Look! There is ice cream on menu A!
Peter: And rice with lentils and salad! I'd like menu A.
Joe: I'd like menu B. There is a cheese sandwich with chips. And there is an apple for dessert.

c. 

Peter: Hey... Beth's birthday is on Tuesday. Let's plan a surprise party for her.
Joe: Sure! How many cakes do we need?
Camille: One big cake is enough!







d. 

Peter: Look! Beth and David. Let's sit with them. We can talk about the party after school.
Beth and David: Hi, guys!
Camille: Hi! It's nice to see you in this new school year.

2. Answer the questions.

- a. Where are the characters?
- b. Who is hungry?
- c. Who prefers menu A?
- d. Who prefers menu B?
- e. When is Beth's birthday?

3. Read the dialogue again and complete the menus.

| | Menu A | Menu B | |
|--|--------|--|--|
|  chips | | |  salad |
|  ice cream | | |  apple |
|  cheese sandwich | |  rice with lentils | |

4. Describe the menus. Use "there is" and "there are".

- a. On menu A...
.....
.....
.....
.....
- b. On menu B...
.....
.....
.....
.....

Grammar Reference, p. 113

5. Complete the summary using the words in the box.

lentils – orders – ice cream – is – are – order

There (a) a cafeteria at school. Camille, Peter and Joe are at the cafeteria. There (b) two menus. There is rice with (c) and salad on menu A and there is (d) for dessert. On menu B there is a cheese sandwich with chips. Camille and Peter (e) menu A and Joe (f) menu B.

6. Answer the questions about you.

- a. What's your favourite menu at school?
- b. What do you have for breakfast?
- c. What's your favourite fruit?












Food and drinks



1. Look at the menu and complete with the words in the box. Then listen and check.

cake – cereals – cheese sandwich – chips – fruit – ice cream – milk – salad – fizzy drink – rice – mineral water

• TODAY'S SPECIALS •

| ☕ BREAKFAST | | | 🍽️ DINNER | | |
|---|---|---|---|---|--|
| a.  | b.  | c.  | g.  | h.  | i.  |
| 🍴 LUNCH | | | 🍰 DESSERTS | | |
| d.  | e.  | f.  | j.  | k.  | |

Vocabulary Builder, p. 121

2. Look at the menu and answer T (true) or F (false). Correct the false statements.

- a. You can have ice cream for dessert.
- b. For lunch, you can have rice, a sandwich and water.
- c. In the evening, you can have chips at the cafeteria.
- d. He can choose a fizzy drink for dessert.



3. Listen and complete with the words you hear.

Waitress: Good evening. What would you (a) to have?

Robert: What's on the (b)

Waitress: We've got "Today's specials", but you can have (c)

Robert: OK. I'd like pizza. What about you, Susan?

Susan: I'd like chips and some (d)

Robert: Do you want (e) too, Camille?

Camille: I like chips, but today I'd like something different. A cheese (f) and a fizzy drink for me, please.

Useful tip!
Use **I'd like + noun** to talk about preferences.
I'd like a lemonade.



4. In pairs, write a dialogue between a customer and a waiter at a restaurant. Then, read it to the class.



Material exclusivo para docentes (c) 2023 ACES Educación. Prohibida su reproducción o distribución en ningún formato físico o electrónico.

Whose fridge is it?



1. Listen to the descriptions and answer. Write "Camille's", "David's" or "Joe's".

Whose fridge is it?



2. Put the words in the right column.

broccoli – juice – tomatoes – bananas – eggs – spaghetti – rice – fizzy drinks – apples – milk – water – a sandwich

| Countable | Uncountable |
|-----------|-------------|
| | |
| | |
| | |

Grammar Reference, p. 113

3. Circle the correct word.

- a. *How many/much* apples are there in Joe's fridge?
- b. *How many/much* rice is there in David's fridge?
- c. *How many/much* orange juice is there in Camille's fridge?
- d. *How many/much* eggs are there in David's fridge?

4. Complete the sentences. Use "some", "any" or "a/an".

- a. In Camille's fridge there isn't milk.
- b. There are tomatoes in David's fridge.
- c. In Joe's fridge there aren't sandwiches.
- d. There are bananas in Joe's fridge.
- e. In David's fridge there isn't juice.
- f. There is cake in Camille's fridge.

Useful tip!
 Use **how many + countable nouns**.
How many sandwiches...?

Use **how much + uncountable nouns**.
How much juice...?

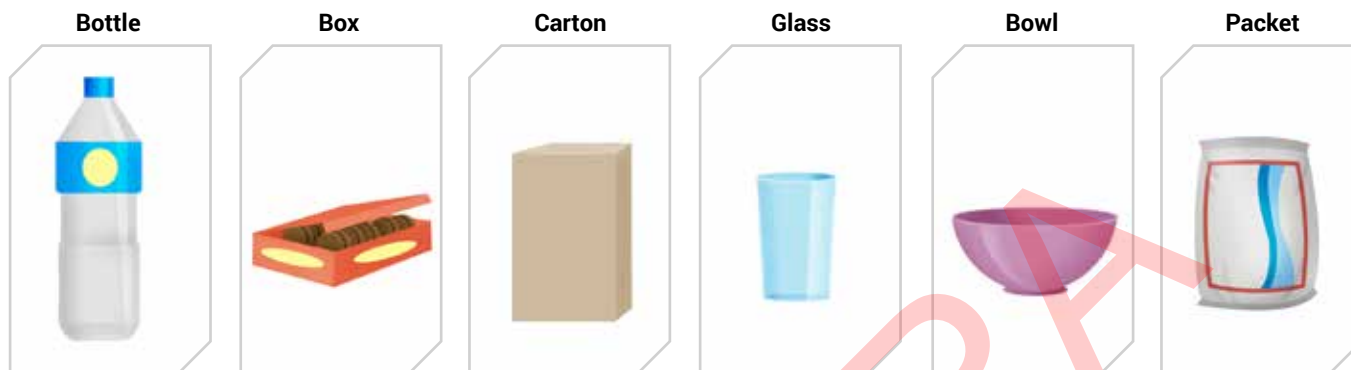
Use **a/an + singular, countable nouns**.
 There is **a** cake / **an** onion.

Use **some + plural countable or uncountable nouns**.
 There are **some** apples. (affirmative sentences)

Use **any + plural countable or uncountable nouns**.
 There isn't **any** bread. (negative sentences and questions)

Describing quantity

1. Look at the pictures. Use the words to complete the sentences below.



Vocabulary Builder, p. 121

- a. She always has a of cereals for breakfast.
- b. I want a milkshake. Do you have a of milk?
- c. Please, go to the supermarket and get a of oil.
- d. In my kitchen, there is a of biscuits.
- e. There is a of rice on the floor! Pick it up.
- f. I'm thirsty! I'd like a of water, please.

Useful tip!
Use a **container + uncountable noun** to describe quantity.
A **packet** of flour.



2. List the ingredients you need to make a fruit milkshake or your favourite dessert. Mention the quantities, too. Then compare your answers with a partner.

.....

.....

.....



3. Complete the dialogue. Then listen and check.

a lot of (x2) – a little (x2) – a few (x2)

Camille: We need (a) ingredients for Beth's cake!
Joe: OK. We have a carton of milk, (b) flour, just two cups, and a lot of chocolate!
Camille: Yes, there is (c) chocolate! That is good!
Joe: We have (d) oil, too. Just one small cup.
Camille: OK. What else do we have?
Joe: (e) eggs, two or three, and some sugar.
Camille: We need salt, too. Do we have any?
Joe: No, we don't. But we have (f) cereal bars, one for you and one for me. Are you hungry?
Camille: Yes, I am!

Useful tip!
Use a **few/some/a lot of + countable plural nouns**.
A few/some/a lot of apples.

Use a **little/some/a lot of + uncountable nouns**.
A little/some/a lot of sugar.

Grammar Reference, p. 113

Material exclusivo para docentes (c) 2023 ACES Educación. Prohibida su reproducción o distribución en ningún formato físico o electrónico.

Going shopping



1. Put the dialogue in order. Then listen and check.

- What do we need for Beth's party?
- \$3.70 each carton.
- We've got \$50. Let's go to the supermarket.
- We can buy a few pizzas, some fizzy drinks and a little juice.
- OK. How much money do we need for that?
- Let's see... 4 pizzas cost \$20. Each fizzy drink costs \$5.50.
- How much is the juice?
- So, we want 4 pizzas, 3 bottles of fizzy drinks and 2 cartons of orange juice. That costs \$43.90.
- Food and drinks. Camille and Joe are making the cake.
- How many dollars do we have?

David: *What do we need for Beth's party?*

Peter:

David:

Peter:

David:

Peter:

David:

Peter:

David:

Peter:

2. Beth's friends are shopping for a birthday present. Complete the dialogues. Use "How much is" and "How much are".

Joe: those trainers?

Clerk: They are \$200.

Camille: that skirt?

Clerk: It is \$100.



Useful tip!

Use a number from 1 to 9 + **hundred** to make 3-digit figures.

Three hundred = 300

Four hundred = 400



3. Pair work.

Student A: Put the price to the items in pictures a and b.

Student B: Put the price to the items in pictures c and d.



- Ask your partner for the prices you do not have and complete the information in the pictures.

Talking about routines

1. Look at the characters' timetable for Tuesdays and answer.

What time can they have the party?

| Tuesday | Beth | Camille | David | Joe | Peter |
|----------------|-------------------|---------|-------------------|-------------------|-------------------|
| 4:00 p.m. | - | - | - | - | Football practice |
| 5:00 p.m. | Choir practice | - | - | - | - |
| 6:00-6:30 p.m. | Green Planet Club | - | Green Planet Club | Green Planet Club | - |

• Complete the dialogue using the verbs given.

Peter: What time can we have the party on Tuesday? I (a) (finish) my football practice at 5:00 p.m. Then, I (b) (be) free.

Camille: I (c) (not have) any activities on Tuesdays. Let's have the party at 5:00.

Peter: That's not possible. Beth (d) (go) to the music school every Tuesday. She (e) (have) choir practice from 5:00 to 6:00 in the afternoon. After that, Beth, Joe and David (f) (participate) in the Green Planet Club meetings.

Camille: So, is 6:30 a good time for the party?

Peter: Yes, it is!!!

Grammar Reference, p. 113

2. Look at the timetable again and say if the sentences are T (true) or F (false). Correct the false ones.

- a. Beth is free at 5:00 p.m.
- b. Camille does not have any activities on Tuesday afternoon.
- c. David does not go to the Green Planet Club on Tuesdays.
- d. Joe and Peter are free from 5:00 to 6:00 p.m.
- e. Peter has football practice at 6:00 p.m.
- f. Beth, David and Peter are members of the Green Planet Club.



3. Interview a classmate about his/her routine and complete the chart. Then report your findings to the class.

| Monday | Tuesday | Wednesday | Thursday | Friday |
|--------|---------|-----------|----------|--------|
| | | | | |
| | | | | |
| | | | | |
| | | | | |
| | | | | |

Material exclusivo para docentes (c) 2023 ACES Educación. Prohibida su reproducción o distribución en ningún formato físico o electrónico.

At the supermarket



1. Listen to two friends at the supermarket and circle the right option.

- | | |
|--|--|
| <p>a. They have <i>65/70/100</i> dollars.</p> <p>b. They buy <i>a loaf/two loaves</i> of bread.</p> <p>c. They buy <i>5/2/8</i> bottles of fizzy drinks.</p> | <p>d. They buy <i>5/2/8</i> cartons of juice.</p> <p>e. They <i>need/don't need</i> water.</p> <p>f. They <i>buy/don't buy</i> balloons.</p> |
|--|--|

2. Look at the pictures and complete the text.



- | | |
|--|---|
| <p>a. In the shopping cart, there are 2 (a) of rice, 3 (b) of milk and a (c) of apple juice.</p> | <p>b. In the shopping bag, there is a (a) of lentils, 2 (b) of bread and 3 (c) of chocolates.</p> |
|--|---|

3. You are going on a picnic with your friends. Make a list of the things you need to buy.

Shopping list

.....

.....

.....

.....

.....

4. Use your shopping list and write about it. Use the text in activity 2 as a model.

My friends and I are at the supermarket to buy

.....

.....

.....

.....

.....

It's better to give!



"Each of you should use whatever gift you have received to serve others, as faithful stewards of God's grace in its various forms." (1 Peter 4:10)

1. Read the Bible story. Then match the underlined sentences with the pictures.

The widow's offering

(a) Jesus and his disciples are in the temple. They watch the people give their offerings. (b) A rich man comes with a big bag of coins. He puts a lot of coins in the treasury. Then, a poor widow comes into the temple. She reaches two small coins from her pocket. That is all the money she has! (c) And she puts the two coins in the treasury. (d) Jesus tells his disciples: "Her offering is the best. She is giving all she has."



2. Read and match the words with their meanings.

Use your money wisely

People that work receive a salary each month and it is very important not to spend it all. It is a good idea to save a part of the salary. It is also crucial not to waste money in expensive things that are not useful. A good way to avoid selfishness is to share your money and your belongings with others and to give offerings. The story of the widow in the Bible gives us a great lesson about the management of our money.

- | | |
|----------------|---|
| a. Expensive | 1. A person that has a lot of money and possessions. |
| b. Coins | 2. Money that people receive for their work each month. |
| c. Salary | 3. Small pieces of metal used as money. |
| d. Rich person | 4. Opposite of save. |
| e. Spend | 5. Opposite of cheap. |



3. Listen and sing.

It's better to give

*I give thanks for all I have.
God is good and makes me shine.
But I can share all I have
with many people on my side.*

*It is better to give.
It makes your heart beat.
You will be blessed
and others will shine.*



Self-assessment

1. Look at the picture, read and complete the paragraph with “there is”, “there are”, “there isn’t” or “there aren’t”.



Camille and her friends are now at Beth's party. (a) a lot of food on the table. At the centre, (b) a big chocolate cake, and (c) four pizzas, and some fizzy drinks. There is a carton of orange juice, too. (d) any apples. And (e) any milk. Beth is very happy. There are many presents on the sofa and (f) a special present from Beth to Jesus. What do you think it is? Yes, you are right! Beth's offering.

2. Find and circle the uncountable noun in each group.

- a. apple / banana / water
- b. milk / lemon / tomato
- c. orange / bread / potato
- d. rice / sandwich / onion

3. Complete the questions with “How many” or “How much”.

- a. bread is there?
- b. bananas are there?
- c. milk is there?
- d. bottles of fizzy drinks are there?

4. Read and circle.

- a. On the sofa, there are *any/some* presents.
- b. There is *a few/a little* water in the bottle.
- c. At the party, there are *a few/a little* friends.
- d. There isn't *some/any* bread on the table.
- e. There aren't *some/any* sandwiches on the table.

5. Order the dialogue.

- I'd like a cheese sandwich, please.
- How much is it?
- What would you like to drink?
- I'd like an orange juice.
- It's five dollars. Anything else?
- What would you like to order?
- No, thank you!

A:

B:

A:

B:

A:

B:



Worksheet 1



| My progress: I can... | 😊 | 😞 |
|---|---|---|
| Talk about existence. | | |
| Talk about quantity. | | |
| Classify countable and uncountable nouns. | | |
| Talk about routine. | | |
| Ask about prices. | | |
| Express preferences. | | |