


CHAPTER
1



A NEW SCHOOL YEAR



GLOBE

BOOKS



SCHOOL BAG



KELLY



ALEX



NOTEBOOK



DAVID



1. Listen and number.





2. Look and answer.

1. What colour is the pencil case?
☐ Red.
☐ Pink.
2. Where is the eraser?
☐ On the table.
☐ On the shelf.
3. How many markers are there?
☐ Two.
☐ Three.



3. Listen and complete the song. Then sing.

back – friends –
teachers – study – fun



Welcome back!

♪ Hello! Hello!
♪ Welcome
Meet your
be polite.
Make new
and be nice.
..... hard
and have!

MAKING FRIENDS



1. Listen and complete the chart. Then answer the questions.

	Name	Age	Country	Colour
				
				

1. What is her name?

.....

2. How old is she?

.....

3. Where is she from?

.....

4. What is her favourite colour?

.....

5. What is his name?

.....

6. How old is he?

.....

7. Where is he from?

.....

8. What is his favourite colour?

.....



2. Ask your classmates and complete the chart. Then report to the class.

Name	Country	Age	Favourite colour
.....
.....



3. Cut and play "Find a partner".

Cut the "Identity cards". Choose one. Ask questions to find your partner.

PARTS OF SCHOOL



1. Listen and number.

PD PAGE 165



Canteen / Cafeteria



School nurse's office



Head teacher's office



Reception



2. Look, read and write T (true) or F (false).



- ☐ 1. The nurse's office is upstairs.
- ☐ 2. The playground is behind the gym.
- ☐ 3. The reception is downstairs.
- ☐ 4. The library is between the nurse's office and the classroom.
- ☐ 5. The music room is upstairs, next to the library.
- ☐ 6. The canteen is downstairs, between the head teacher's office and the gym.



3. Go to the "Cut-outs" section and play "Picture dictation".

WB PAGE 115

MY CLASSROOM AND MY STUFF



1. Look, read and circle.



Look at my classroom! (1) **This** / **That** is my desk. It's very big. (2) **This** / **That** is my English book and (3) **these** / **those** are my markers. (4) **This** / **That** is my pencil case. It's pink. Look over there! (5) **These** / **Those** are new books. They are on the shelf. (6) **This** / **That** is the globe and (7) **this** / **that** is the dictionary.



• In pairs, describe what is on your desk and in your school bag.



2. Write the sentences in plural.

1. This is a ruler.



..... are rulers.



2. That is a pencil.



..... pencils.



3. That is a notebook.



.....



4. This is a school bag.



.....



Singular

Plural



This is a pen.



These are pens.



That is a book.



Those are books.

MY SCHOOL TIMETABLE



1. Listen and complete. Use the words in the box.

maths – English – history – art – PE

	Monday	Tuesday	Wednesday	Thursday	Friday	
Sunday	geography	science	RS	music	Saturday
	IT	



When is the English lesson?
It's on Monday.



• Look at the school timetable.
Work in pairs, ask and answer.

1. When is the science lesson?

It's on

2. When is the music lesson?

.....

3. When is the RS lesson?

.....

4. When is the geography lesson?

.....

5. When is the IT lesson?

.....



2. Answer the questions. Then ask your friend and tell the class.

1. What is your favourite subject?

.....

2. When is that lesson?

.....



3. Look at the extra-curricular activities. Tick the activities you like.



Pottery



Swimming




Piano




Foreign language



Gymnastics



Storytelling and reading



SOCIAL STUDIES: RULES!



1. Listen and tick the rules.

- ☐ Be kind to your classmates.
- ☐ Raise your hand to answer a question.
- ☐ Don't push other classmates.
- ☐ Listen to the teacher.
- ☐ Say "Please" and "Thank you".
- ☐ Don't throw papers on the floor.
- ☐ Don't chew gum in class.
- ☐ Be quiet.
- ☐ Keep the classroom neat.



2. Read the rules again and answer.

What other rules are important for our own good?



3. Match the rules to the pictures.


☐

Raise your hand to answer a question.

☐

Be kind to your classmates.


☐

Don't chew gum in class.

☐

Don't push other students.


☐

Listen to the teacher.

☐

Keep the classroom neat.



4. Complete the rules.


English – book – say – homework – time

1. Bring your English



.....

2. Do your



.....

3.



..... "Please" and "Thank you".

4. Try to use




..... in class.

5. Arrive on



.....



5. Cut the "School rules" flashcards and play "Memory game".

JESUS AND HIS FIRST DISCIPLES



1. Listen and read.

Jesus chooses his disciples.

Hello!
What's your name?

I'm Peter.

Who is this?

This is Andrew,
my brother.

Where are
you from?

We're from
Bethsaida.

Follow me!

What's your
name?

I'm James. And this is
my little brother, John.
We're from Galilee.

Follow me!

Jesus meets his disciples and teaches them!

Listen to my teachings, my
friends. Be kind to one another.
Forgive each other.

Don't be selfish.
Help people in need.
Don't fight or argue.

Be imitators of God.
Live a life of love.

These are some of Jesus' teachings.



2. Read the story again and answer.

1. Who are the first disciples?
2. Where is Peter from?
3. Who is Peter's brother?
4. Where are James and John from?

Dear Father
in Heaven,
thank you for
your teachings.
Help me be kind
to people.
In Jesus' name,
Amen.



3. Complete Jesus' teachings. Find the missing words in the word search.

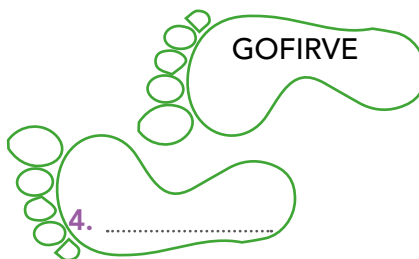
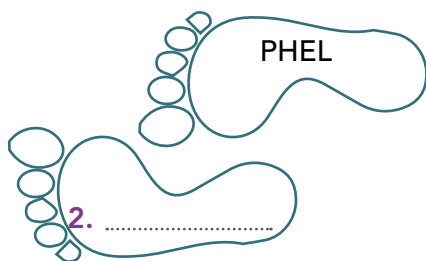
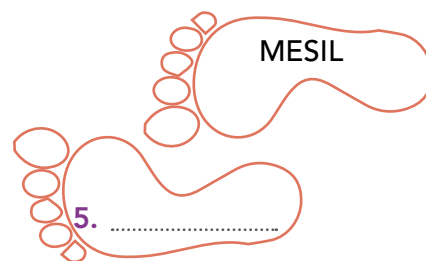
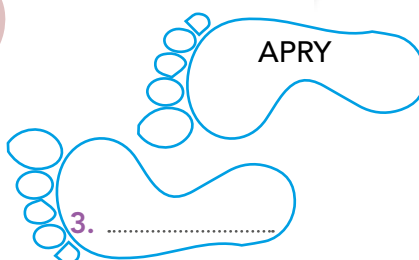

D	R	H	N	A	W	P	I	C	K	N	T
O	A	D	A	A	E	P	B	E	N	U	H
S	I	F	O	R	G	I	V	E	O	E	E
A	S	P	A	G	G	L	N	W	C	H	L
U	E	Q	W	U	O	F	D	I	K	E	P
F	C	O	M	E	L	I	V	E	A	N	L

1. each other.
2. Don't fight or
3. people in need.
4. a life of love.
5. Don't selfish.



4. Unscramble and write.

Jesus says: **"Follow me!"**
How can we follow Jesus?



BE KIND TO ONE ANOTHER.



TIME TO REVIEW



1. Cross out the odd words.

- | | | | | |
|------------|-------------|------------|-----------|------------|
| 1. Green | White | This | Orange | Blue |
| 2. This | Pencil case | That | These | Those |
| 3. Canteen | Reception | Playground | Name | Classroom |
| 4. Ruler | Maths | History | PE | Gymnastics |
| 5. Sunday | Tuesday | Help | Wednesday | Friday |



2. Match the two halves to form sentences.

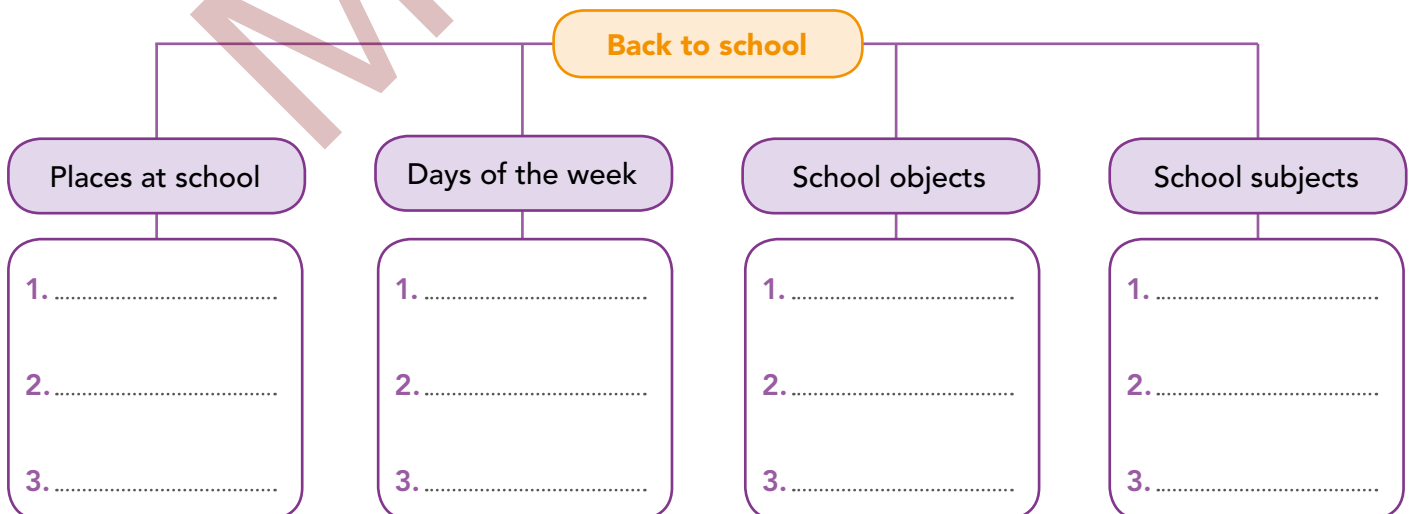


1. Her name is
2. Her school bag is
3. His name is
4. She is from
5. He is a
6. He is in

- | | |
|--------------------------|----------------|
| <input type="checkbox"/> | purple. |
| <input type="checkbox"/> | Martin Smart. |
| <input type="checkbox"/> | the classroom. |
| <input type="checkbox"/> | Meg. |
| <input type="checkbox"/> | teacher. |
| <input type="checkbox"/> | Uruguay. |



3. Do the vocabulary networks. Write three words in each group.





4. Listen to four dialogues and match them to the correct pictures.



☐ Dialogue 1

☐ Dialogue 2

☐ Dialogue 3

☐ Dialogue 4



5. Look and write the school rules. Use the ideas in the box.


raise – listen – push – keep – do – throw



1.

2.

3.



4.

5.

6.

