



## My Time Series

**Silvina Enrico**  
Series Editor

# Book Description



It is a 6 level course



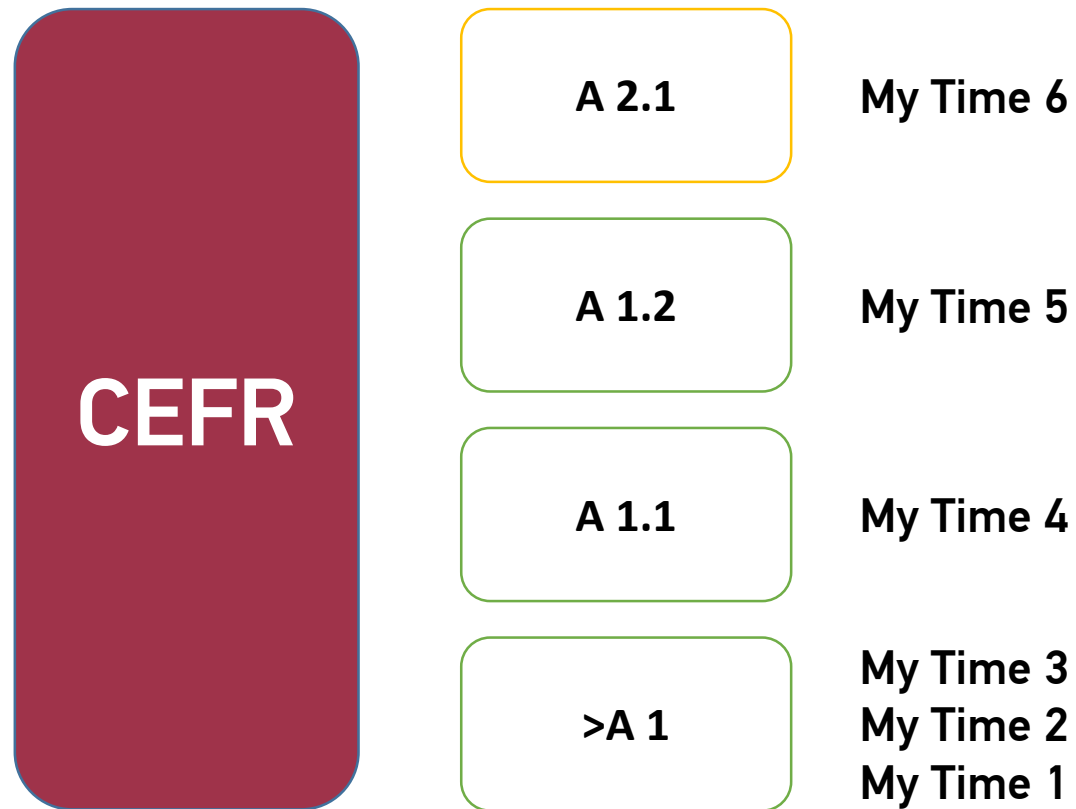
It has been specially thought for 6 to 11 year olds



It is contextualized in the integration with faith and teaching and learning

# Book Description

It has been written taking into account the proposals included in the Common European Framework (CEFR).



# Significant Context

Topics

Known  
Language



Values

Functions

New  
Language

ZPD

# Activity Types

**To develop...**

**Mental, physical & spiritual powers.**

**Thinking & cognitive skills.**

**The four language skills.**

**To cater for...**

**Different learning styles.**

**Multiple Intelligences.**

# Book components

Online resources

8 topic based chapters

Projects

Special Days

Workbook

Cut outs

Flashcards

Stickers



Wrap-ups

# The characters



TEACHER



DAVID



MEG



KELLY



ALEX



# Chapter overview

## TIME TO LEARN

Here you can practise the vocabulary and the new structures in engaging and challenging activities in which you will have the opportunity to develop your language and thinking skills.

## TIME TO EXPLORE

Here you will have the opportunity to learn English incorporating concepts from other subjects; such as, P.E., natural science, art, technology, social studies, geography, history, Bible. You will learn specific vocabulary and you will have the chance to activate your previous knowledge of the world.

## STORY TIME

Here you can read and listen to stories from the Bible. You can learn more about Jesus and His love as well as to develop social and Christian values. The language is also presented in context and there are different activities to check your understanding of the story.

## TIME TO REVIEW

Here you can review, recycle, and integrate the target language introduced in previous lessons.



# Chapter overview

## Unit number & topic



Activities to develop observation skills

Activities to check understanding

Topic based song

# Chapter overview

## Activities to encourage and foster...

The four language skills.

Learning styles and MI.

A variety of grouping strategies.

**TIME TO LEARN**

**MY SCHOOL!**

1. Listen and number. Then trace.



LIBRARY      PLAYGROUND      COMPUTER LAB      TOILETS      CLASSROOM

2. Look at the picture and say. Then complete.

Where is...?



1 Meg is in the ..... 3 David is in the .....

2 Alex is in the ..... 4 Kelly is in the .....

WB PAGE 124

22

**CHAPTER 2**

**MY CLASSROOM!**

1. Listen and number. Then sing along.

**MY CLASSROOM**

My classroom, my classroom  
One, two, three  
My classroom, my classroom  
Come in, come in.

Look at the ceiling.  
Look at the floor.  
Point to the window.  
Point to the door.

Touch the board.  
Touch the desk.  
Sit on a chair  
Time to rest.



2. Look and complete.

BROWN - WHITE - PINK - BLUE - GREEN - BROWN AND GREEN



1 The board is ..... 4 The chair is .....

2 The desk is ..... 5 The floor is .....

3 The door is ..... 6 The window is .....

WB PAGE 125

23

# Chapter overview

## Content Language Integrated Learning

**TIME TO EXPLORE** **CHAPTER 1**

**GEOGRAPHY!**

**1. Look and number. Then complete.**

1- ARGENTINA 2- URUGUAY 3- CHILE  
4- ECUADOR 5- PERU 6- BOLIVIA  
7- PARAGUAY

I'm Kelly. My country starts with A ..... It's GREEN.

I'm Paul. I'm from P ..... It's YELLOW.

Hi I'm David. My country starts with C ..... It's BROWN.

Hi I'm Amy. I'm from E ..... It's BLUE.

Hi I'm Kevin. I'm from U ..... It's PINK.

Hi I'm Sophie. I'm from B ..... It's RED.

Hi I'm Marcos. I'm from P ..... It's VIOLET.

**2. Look and match.**

WHAT COLOUR IS IT?

I'm Sophie. I'm six years old. I'm from Bolivia. The flag is red, yellow and green. My country is beautiful.

I'm Kevin. I'm nine years old. I'm from Uruguay. The flag is white and blue.

I'm Marcelo. I'm ten years old. I'm from Ecuador. The flag is yellow, blue and red. Ecuador is my home.

I'm Eve. I'm twelve years old. I'm from Chile. The flag is blue, white and red. I love my flag.

**3. Draw and colour. Then complete.**

Thank you Father for my beautiful country and home, Amen

I'm from .....

The flag is .....

**WB PAGE 106** **14**

**WB PAGE 107** **15**

It deals with core subjects.

It activates SS' previous knowledge of the world.

It introduces specific vocabulary.



# Chapter overview

## Stories from the Bible.

**STORY TIME** **CHAPTER 1**

**THE BABY MOSES!**

**1. Listen and point.**

Good bye my baby. Don't be afraid. God protects you.

Don't cry brother. I'm with you.

Look, what's this? A princess from Egypt is in the river.

Oh, it's a baby.

Hello Miriam. Where is he from? Hello, princess. I'm Miriam.

He is from Israel.

You are my son now. I name you Moses. But you need a nanny.

My mum is a good nanny.

This is my mum.

Thanks Lord. He is safe.

Where is she from? She is from Israel.

**2. Look and match.**

She is a girl. She is the mum. Moses is a baby. She is a princess.

**3. Look at the story and tick.**

Where are they from?	Israel	Egypt
	<input type="checkbox"/>	<input type="checkbox"/>
	<input type="checkbox"/>	<input type="checkbox"/>
	<input type="checkbox"/>	<input type="checkbox"/>

Dear Jesus, thank you for protecting me. Amen.

**BE GREATFUL!**

**4. Decode.**

WHAT'S THE MESSAGE OF THE STORY?

J O S S P R T C T S M

W H R M

Target language contextualized.

Reinforcement of the value.

Comprehension page.

# Chapter overview

## Follow up.

**TIME TO REVIEW**

**CHAPTER 3**

**1. Listen and colour. Then trace and match.**



**2. Look, draw and colour.**

I'm wearing a blue t-shirt.  
I'm wearing red shorts.  
I'm wearing black trainers and green socks.  
I'm wearing an orange hat.



**3. Listen and number.**



**4. Look and tick.**

			
IS IT A SKIRT?	IS IT A SOCK?	IS IT A HAT?	IS IT A SANDAL?
<input type="checkbox"/> Yes, it is.	<input type="checkbox"/> Yes, it is.	<input type="checkbox"/> Yes, it is.	<input type="checkbox"/> Yes, it is.
<input type="checkbox"/> No, it isn't.	<input type="checkbox"/> No, it isn't.	<input type="checkbox"/> No, it isn't.	<input type="checkbox"/> No, it isn't.

**5. Look and write "A" or "B".**

WHERE ARE MY CLOTHES?

A		B
	1 The red trainer is under the bed ... <b>A</b>	
	2 The pink hat is on the bed .....	
	3 The pink dress is in the wardrobe .....	
	4 The violet sock is on the bed .....	
	5 The yellow t-shirt is next to the blue t-shirt .....	
	6 The red sock is under the bed .....	
	7 The green sock is next to the red sock .....	

**WORKSHEET 3 • GAME**

**PROJECT** PAGE 100

42

43

Revision of target language.

Project suggested.

Worksheet and interactive games.




# Appendix





# Digital Content



**[aceseducacion.com](http://aceseducacion.com)**

# Online resources

## 1. Search “My Time”


The screenshot shows the ALEGRÍA website home page. At the top, there is a navigation bar with links: DIDÁCTICOS, PLAN LECTOR, MULTIMEDIA, BLOG, DOCENTES, NOSOTROS, and a search icon (magnifying glass) which is circled in red. Below the navigation bar is a large banner with a smiling girl and the text "AVENTURATE EN LA ALEGRÍA Se contagia." and the EDUCACIÓN ADVENTISTA logo. Below the banner, there are sections for "Últimos artículos" (featuring an article about sibling rivalry), "Libros didácticos" (with a search bar and a red box around it), "Revistas" (featuring "Historia de la Vida" and "Orígenes"), and "Sitio web Mis Amigos" (with a link to "revistamisamigos.com").

## 2. Explore digital content tabs

The screenshot shows the "My Time 1" digital content page. At the top, there is a navigation bar with links: DIDÁCTICOS, PLAN LECTOR, MULTIMEDIA, BLOG, DOCENTES, NOSOTROS, and a search icon. Below the navigation bar is the "My Time 1" section, which includes a description of the content (primero de la serie "My Time" for English teaching) and a "COMPRAR" button. Below this, there is a red box around the "Contenido Digital" tab, which is highlighted. The "Contenido Digital" tab shows a list of digital content: "Table of Content", "Audio tracks", "Play Game 1", and "Play Game 2". Below the list, there is a "Download PDF / Descargar PDF" button. To the right of the main content, there is a "Reciente" (Recent) section with a list of articles, including "Defendiendo mi lugar: celos entre hermanos", "El poder emocional de las palabras", "Ambientación del salón de clases", "Pausas saludables en el aula", "Matemática 1 – Clasificación de Monomios", "Interacción afectiva", and "Incorporación de las TICs en el aula".

# Online resources

## Audio tracks

 DIDÁCTICOS PLAN LECTOR MULTIMEDIA

Contenido Digital

Table of Content

Audio tracks

Play Game 1

Play Game 2

Play Game 3

Flashcards


Story Time










Worksheet

Teacher's Guide


Chapter 1 Preview

Descargar el CD completo (imagen ISO). ¿Cómo grabar CD desde archivos .ISO?



 ACES Educación - Track 01	▶ 6
 ACES Educación - Track 02	▶ 6
 ACES Educación - Track 03	▶ 5
 ACES Educación - Track 04	▶ 8
 ACES Educación - Track 05	▶ 9
 ACES Educación - Track 06	▶ 5
 ACES Educación - Track 07	▶ 5
 ACES Educación - Track 08	▶ 3
 ACES Educación - Track 09	▶ 2

## Flashcards

 DIDÁCTICOS PLAN LECTOR MULTIMEDIA

Contenido Digital

Table of Content

Audio tracks

Play Game 1

Play Game 2

Play Game 3

Flashcards


Story Time


Worksheet

Teacher's Guide


Chapter 1 Preview

Download PDF / Descargar PDF



Powered by  issuu [Publish for Free](#)

## Games

 DIDÁCTICOS PLAN LECTOR MULTIMEDIA

Contenido Digital

Table of Content

Audio tracks

Play Game 1

Play Game 2

Play Game 3

Flashcards


Story Time

Worksheet

Teacher's Guide

Chapter 1 Preview

Click on the odd one out / Selecciona la palabra que no pertenece al conjunto



My Time 1 – DLO The Odd One Out

# Teacher's Book

Free download and print!

Logo:

DIDÁCTICOS   PLAN LECTOR   MULTIMEDIA

Contenido Digital

Table of Content

- Audio tracks
- Play Game 1
- Play Game 2
- Play Game 3
- Flashcards
- Story Time
- Worksheet
- Teacher's Guide

Chapter 1  
Preview

Download PDF / Descargar PDF

Powered by issuu   Publish for Free





# International Exams

## Worksheets



DIDÁCTICOS

PLAN LECTOR

MULTIMEDIA

### Contenido Digital

Table of Content

Audio tracks

Play Game 1

Play Game 2

Play Game 3

Flashcards

Story Time

Worksheet

Teacher's Guide

Chapter 1

Preview

Download PDF / Descargar PDF




Powered by issuu


Publish for Free

**WRAP-UPS**


1. Look and read. Put a tick ✓ or a cross ✗ in the box.

1  ☐


THIS IS A CRAYON.

5  ☐


THIS IS A PEAR.

2  ☐

THIS IS A COW.

3  ☐

THIS IS A GLUE STICK.

4  ☐

THIS IS A CAT.

148

**WRAP-UPS**

5. Look and answer.

HOW MANY...?



1 ...BOYS?

2 ...GIRLS?

3 ...POLICE CARS?

4 ...TEACHERS?

5 ...APPLES?

151

**WRAP-UPS**

2. Listen and colour.



150

**WRAP-UPS**

4. Look at the picture and answer the questions.



1 WHERE IS THE PARROT? IN THE

2 WHERE IS THE DOG? IN THE

3 WHERE IS THE COW? IN THE

4 WHERE IS THE HORSE? IN THE

5 WHERE IS THE DUCK? IN THE

150

# Thank you!



Asociación Casa Editora  
Sudamericana